

Rough Sawn Cedar Shutters

NON-STOCK
SPECIAL ORDER ITEM

ROUGH SAWN CEDAR SHUTTERS



(items are approximate scale only)

NON-STOCK
SPECIAL ORDER ITEM

Woodgrain Shutters

Fypon woodgrain shutters

- Our expanded line includes multiple styles and sizes, with widths of 12", 14", 18", and 24", and heights from 24" to 120", available in 1" increments.
- Accessory line of hinges and clavos creates a distinct look for your shutters.
- Available in both board and batten and plank styles for the options you'd expect from Fypon, the style leader

BOARD & BATTEN – JOINED BOARD AND BATTEN STYLES



2 OR 3 BATTEN

Batten styles with joined boards



END BATTEN

Battens are placed at the very end of the boards



Z BATTEN

The horizontal battens, or cross Z, one placed on the front of the shutter



QUARTER ROUND

Shutters that mirror unique arch top windows



ELLIPTICAL

A shutter top that mirrors the shape of a unique elliptical window

PLANK – SPACED BOARDS CREATE VISIBILITY OF SIDING BETWEEN SHUTTER BOARDS



2 OR 3 BATTEN

Batten styles with spaced boards



Z BATTEN

The horizontal battens, or cross Z, are placed on the front of the shutter



DIAMOND

Decorative diamond shape is centered between the panels



ELLIPTICAL

A shutter top that mirrors the shape of a unique elliptical window

BOARD & BATTEN LOGIC

SH3PC18X60RS

[Profile] SH = Shutter	[Texture] RS = Rough Sawn Stain or Paint	[Height] (1" increments) 24 = 24" [Minimum] 120 = 120" [Maximum]
[Configuration]		[Width] 12 = 12" 14 = 14" 18 = 18" 24 = 24"
2PC = 2 Board, 2 Batten 3PC = 3 Board, 2 Batten 4PC = 4 Board, 2 Batten 2P3BC = 2 Board, 3 Batten 3P3BC = 3 Board, 3 Batten 4P3BC = 4 Board, 3 Batten	2PZC = 2 Board, Z Batten 3PZC = 3 Board, Z Batten 4PZC = 4 Board, Z Batten 2PEBC = 2 Board, End Batten 3PEBC = 3 Board, End Batten 4PEBC = 4 Board, End Batten	

PLANK LOGIC

SH3PO18X60RS

[Profile] SH = Shutter	[Texture] RS = Rough Sawn Stain or Paint	[Height] (1" increments) 24 = 24" [Minimum] 120 = 120" [Maximum]
[Configuration]		[Width] 12 = 12" 18 = 18" 24 = 24"
2PO = 2 Plank, 2 Batten 3PO = 3 Plank, 2 Batten 4PO = 4 Plank, 2 Batten 2P3B = 2 Plank, 3 Batten 3P3B = 3 Plank, 3 Batten 4P3B = 4 Plank, 3 Batten	2PZ = 2 Plank, Z Batten 3PZ = 3 Plank, Z Batten 4PZ = 4 Plank, Z Batten 2PD = 2 Plank, Diamond 3PD = 2 Plank, Diamond 4PD = 2 Plank, Diamond	

QUARTER ROUND LOGIC

SH3PHLR18X60RS

[Profile] SH = Shutter	[Texture] RS = Rough Sawn Stain or Paint	[Height] (1" increments) 24 = 24" [Minimum] 120 = 120" [Maximum]
[Configuration]		[Width] 12 = 12" 14 = 14" 18 = 18" 24 = 24"
2PHLR = 2 Board Quarter 3PHLR = 3 Board Quarter 4PHLR = 4 Board Quarter		

Note: Minimum height for Quarter Round Shutters is double the width of the shutter.

Example: SH3PHLR18x36RS – 18" = width of shutter and 36" = height (twice the width).



12" Board & Batten Shutters

(items are approximate scale only)

Additional Sizes Available

Shutter height available in 1" increments, 24"-120", available at standard lead time. See price pages for individual part numbers.

12" Board & Batten Shutters




Rough Sawn Cedar

NON-STOCK
SPECIAL ORDER ITEM

2 Board, 2 Batten

2 Board, 3 Batten

2 Board, End Batten

	Part Number		Part Number		Part Number
	SH2PC12X24RS		SH2P3BC12X24RS		SH2PEBC12X24RS
	SH2PC12X36RS		SH2P3BC12X36RS		SH2PEBC12X36RS
	SH2PC12X48RS		SH2P3BC12X48RS		SH2PEBC12X48RS
	SH2PC12X60RS		SH2P3BC12X60RS		SH2PEBC12X60RS
	SH2PC12X72RS		SH2P3BC12X72RS		SH2PEBC12X72RS
	SH2PC12X84RS		SH2P3BC12X84RS		SH2PEBC12X84RS
	SH2PC12X96RS		SH2P3BC12X96RS		SH2PEBC12X96RS
	SH2PC12X108RS		SH2P3BC12X108RS		SH2PEBC12X108RS
	SH2PC12X120RS		SH2P3BC12X120RS		SH2PEBC12X120RS



(items are approximate scale only)

12" Board & Batten Shutters





12" Board & Batten Shutters

Rough Sawn Cedar Continued

NON-STOCK
SPECIAL ORDER ITEM

2 Board, Z Batten

2 Board, Quarter Round

Part Number	Part Number
	
SH2PZC12X24RS	SH2PHLR12X24RS
SH2PZC12X36RS	SH2PHLR12X36RS
SH2PZC12X48RS	SH2PHLR12X48RS
SH2PZC12X60RS	SH2PHLR12X60RS
SH2PZC12X72RS	SH2PHLR12X72RS
SH2PZC12X84RS	SH2PHLR12X84RS
SH2PZC12X96RS	SH2PHLR12X96RS
SH2PZC12X108RS	SH2PHLR12X108RS
SH2PZC12X120RS	SH2PHLR12X120RS

Parts may be required to ship LTL (less than truckload) based on size and overall dimensions.



14" Board & Batten Shutters

(items are approximate scale only)

Additional Sizes Available

Shutter height available in 1" increments, 24"-120", available at standard lead time. See price pages for individual part numbers.

14" Board & Batten Shutters




Rough Sawn Cedar

NON-STOCK
SPECIAL ORDER ITEM

3 Board, 2 Batten

3 Board, 3 Batten

3 Board, End Batten

3 Board, 2 Batten		3 Board, 3 Batten		3 Board, End Batten	
	Part Number		Part Number		Part Number
	SH3PC14X24RS		SH3P3BC14X24RS		SH3PEBC14X24RS
	SH3PC14X36RS		SH3P3BC14X36RS		SH3PEBC14X36RS
	SH3PC14X48RS		SH3P3BC14X48RS		SH3PEBC14X48RS
	SH3PC14X60RS		SH3P3BC14X60RS		SH3PEBC14X60RS
	SH3PC14X72RS		SH3P3BC14X72RS		SH3PEBC14X72RS
	SH3PC14X84RS		SH3P3BC14X84RS		SH3PEBC14X84RS
	SH3PC14X96RS		SH3P3BC14X96RS		SH3PEBC14X96RS
	SH3PC14X108RS		SH3P3BC14X108RS		SH3PEBC14X108RS
	SH3PC14X120RS		SH3P3BC14X120RS		SH3PEBC14X120RS



(items are approximate scale only)

14" Board & Batten Shutters





14" Board & Batten Shutters

Rough Sawn Cedar Continued

**NON-STOCK
SPECIAL ORDER ITEM**

3 Board, Z Batten

3 Board, Quarter Round

	Part Number		Part Number
	SH3PZC14X24RS		SH3PHLR14X36RS
	SH3PZC14X36RS		SH3PHLR14X48RS
	SH3PZC14X48RS		SH3PHLR14X60RS
	SH3PZC14X60RS		SH3PHLR14X72RS
	SH3PZC14X72RS		SH3PHLR14X84RS
	SH3PZC14X84RS		SH3PHLR14X96RS
	SH3PZC14X96RS		SH3PHLR14X108RS
	SH3PZC14X108RS		SH3PHLR14X120RS
	SH3PZC14X120RS		

Parts may be required to ship LTL (less than truckload) based on size and overall dimensions.



18" Board & Batten Shutters

(items are approximate scale only)

Additional Sizes Available

Shutter height available in 1" increments, 24"-120", available at standard lead time. See price pages for individual part numbers.

18" Board & Batten Shutters

Rough Sawn Cedar

NON-STOCK
SPECIAL ORDER ITEM

3 Board, 2 Batten

Part Number
SH3PC18X24RS
SH3PC18X36RS
SH3PC18X48RS
SH3PC18X60RS
SH3PC18X72RS
SH3PC18X84RS
SH3PC18X96RS
SH3PC18X108RS
SH3PC18X120RS

3 Board, 3 Batten

Part Number
SH3P3BC18X24RS
SH3P3BC18X36RS
SH3P3BC18X48RS
SH3P3BC18X60RS
SH3P3BC18X72RS
SH3P3BC18X84RS
SH3P3BC18X96RS
SH3P3BC18X108RS
SH3P3BC18X120RS

3 Board, End Batten

Part Number
SH3PEBC18X24RS
SH3PEBC18X36RS
SH3PEBC18X48RS
SH3PEBC18X60RS
SH3PEBC18X72RS
SH3PEBC18X84RS
SH3PEBC18X96RS
SH3PEBC18X108RS
SH3PEBC18X120RS

3 Board, Z Batten

Part Number
SH3PZC18X24RS
SH3PZC18X36RS
SH3PZC18X48RS
SH3PZC18X60RS
SH3PZC18X72RS
SH3PZC18X84RS
SH3PZC18X96RS
SH3PZC18X108RS
SH3PZC18X120RS

3 Board, Quarter Round

Part Number
SH3PHLR18X36RS
SH3PHLR18X48RS
SH3PHLR18X60RS
SH3PHLR18X72RS
SH3PHLR18X84RS
SH3PHLR18X96RS
SH3PHLR18X108RS
SH3PHLR18X120RS



(items are approximate scale only)

24" Board & Batten Shutters




Additional Sizes Available



Shutter height available in 1" increments, 24"-120", available at standard lead time. See price pages for individual part numbers.

24" Board & Batten Shutters

Rough Sawn Cedar

NON-STOCK
SPECIAL ORDER ITEM

4 Board, 2 Batten		4 Board, 3 Batten		4 Board, End Batten	
	Part Number		Part Number		Part Number
	SH4PC24X24RS		SH4P3BC24X24RS		SH4PEBC24X24RS
	SH4PC24X36RS		SH4P3BC24X36RS		SH4PEBC24X36RS
	SH4PC24X48RS		SH4P3BC24X48RS		SH4PEBC24X48RS
	SH4PC24X60RS		SH4P3BC24X60RS		SH4PEBC24X60RS
	SH4PC24X72RS		SH4P3BC24X72RS		SH4PEBC24X72RS
	SH4PC24X84RS		SH4P3BC24X84RS		SH4PEBC24X84RS
	SH4PC24X96RS		SH4P3BC24X96RS		SH4PEBC24X96RS
	SH4PC24X108RS		SH4P3BC24X108RS		SH4PEBC24X108RS
	SH4PC24X120RS		SH4P3BC24X120RS		SH4PEBC24X120RS

4 Board, Z Batten		4 Board, Quarter Round	
	Part Number		Part Number
	SH4PZC24X24RS		SH4PHLR24X48RS
	SH4PZC24X36RS		SH4PHLR24X60RS
	SH4PZC24X48RS		SH4PHLR24X72RS
	SH4PZC24X60RS		SH4PHLR24X84RS
	SH4PZC24X72RS		SH4PHLR24X96RS
	SH4PZC24X84RS		SH4PHLR24X108RS
	SH4PZC24X96RS		SH4PHLR24X120RS
	SH4PZC24X108RS		
	SH4PZC24X120RS		

Parts may be required to ship LTL (less than truckload) based on size and overall dimensions.



12" Plank Shutters

(items are approximate scale only)

Additional Sizes Available

Shutter height available in 1" increments, 24"-120", available at standard lead time. See price pages for individual part numbers.

12" Plank Shutters

Rough Sawn Cedar

NON-STOCK
SPECIAL ORDER ITEM

2 Plank, 2 Batten		2 Plank, 3 Batten		2 Plank, Z Batten	
Image	Part Number	Image	Part Number	Image	Part Number
	SH2P012X24RS		SH2P3B12X24RS		SH2PZ12X24RS
	SH2P012X36RS		SH2P3B12X36RS		SH2PZ12X36RS
	SH2P012X48RS		SH2P3B12X48RS		SH2PZ12X48RS
	SH2P012X60RS		SH2P3B12X60RS		SH2PZ12X60RS
	SH2P012X72RS		SH2P3B12X72RS		SH2PZ12X72RS
	SH2P012X84RS		SH2P3B12X84RS		SH2PZ12X84RS
	SH2P012X96RS		SH2P3B12X96RS		SH2PZ12X96RS
	SH2P012X108RS		SH2P3B12X108RS		SH2PZ12X108RS
	SH2P012X120RS		SH2P3B12X120RS		SH2PZ12X120RS

18" Plank Shutters

Rough Sawn Cedar

NON-STOCK
SPECIAL ORDER ITEM

3 Plank, 2 Batten		3 Plank, 3 Batten		3 Plank, Z Batten	
Image	Part Number	Image	Part Number	Image	Part Number
	SH3P018X24RS		SH3P3B18X24RS		SH3PZ18X24RS
	SH3P018X36RS		SH3P3B18X36RS		SH3PZ18X36RS
	SH3P018X48RS		SH3P3B18X48RS		SH3PZ18X48RS
	SH3P018X60RS		SH3P3B18X60RS		SH3PZ18X60RS
	SH3P018X72RS		SH3P3B18X72RS		SH3PZ18X72RS
	SH3P018X84RS		SH3P3B18X84RS		SH3PZ18X84RS
	SH3P018X96RS		SH3P3B18X96RS		SH3PZ18X96RS
	SH3P018X108RS		SH3P3B18X108RS		SH3PZ18X108RS
	SH3P018X120RS		SH3P3B18X120RS		SH3PZ18X120RS



(items are approximate scale only)

24" Plank Shutters



24" Plank Shutters




Rough Sawn Cedar

NON-STOCK
SPECIAL ORDER ITEM

4 Plank, 2 Batten

4 Plank, 3 Batten

4 Plank, Z Batten

	Part Number		Part Number		Part Number
	SH4P024X24RS		SH4P3B24X24RS		SH4PZ24X24RS
	SH4P024X36RS		SH4P3B24X36RS		SH4PZ24X36RS
	SH4P024X48RS		SH4P3B24X48RS		SH4PZ24X48RS
	SH4P024X60RS		SH4P3B24X60RS		SH4PZ24X60RS
	SH4P024X72RS		SH4P3B24X72RS		SH4PZ24X72RS
	SH4P024X84RS		SH4P3B24X84RS		SH4PZ24X84RS
	SH4P024X96RS		SH4P3B24X96RS		SH4PZ24X96RS
	SH4P024X108RS		SH4P3B24X108RS		SH4PZ24X108RS
	SH4P024X120RS		SH4P3B24X120RS		SH4PZ24X120RS

Elliptical Shutters - Board & Batten

(items are approximate scale only)



Additional Sizes Available

Shutter height available in 1" increments, 24"-120", available at standard lead time. See price pages for individual part numbers.

Elliptical Shutters - Board & Batten

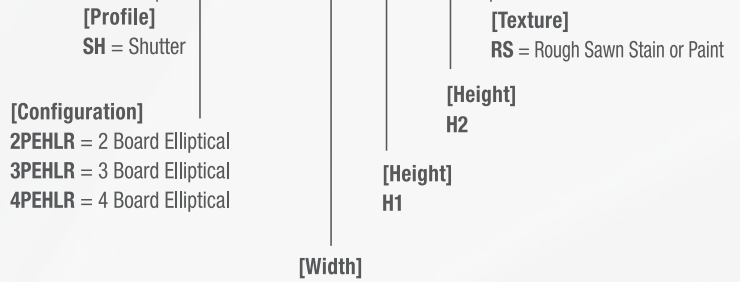
Rough Sawn Cedar

NON-STOCK
SPECIAL ORDER ITEM

ELLIPTICAL BOARD & BATTEN LOGIC



SH3PEHLR18X50X54RS

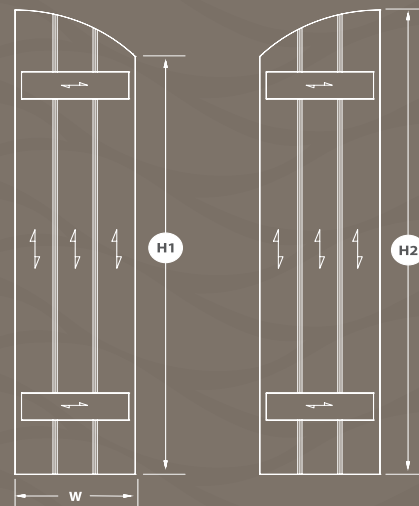


Note: If a specific radius is required to complement an elliptical shaped window, contact your customer service representative to order.

To order an elliptical shutter that complements the arch of the window, provide measurements of **H1** (in 1/4" increments) and **H2** (in 1" increments) in your part number. See drawing for specific measurement points.

Example:

SH3PEHLR18X50X56RS



(items are approximate scale only)

Elliptical Shutters - Plank



Elliptical Shutters - Plank

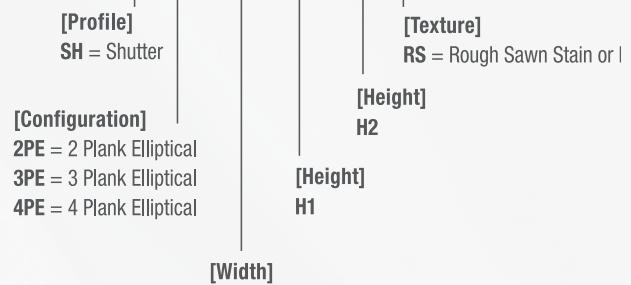
Rough Sawn Cedar

NON-STOCK
SPECIAL ORDER ITEM

ELLIPTICAL PLANK LOGIC



SH3PE18X50X56RS

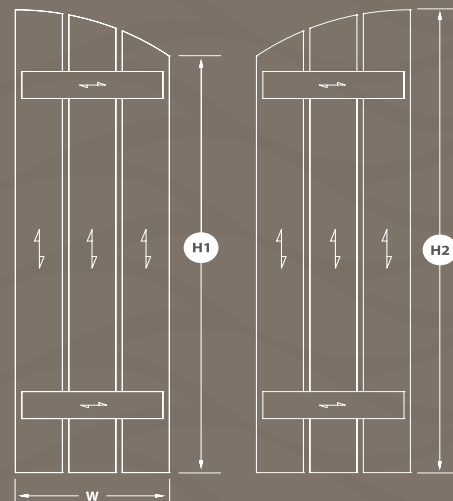


Note: If a specific radius is required to complement an elliptical shaped window, contact your customer service representative to order.

To order an elliptical shutter that complements the arch of the window, provide measurements of **H1** (in 1/4" increments) and **H2** (in 1" increments) in your part number. See drawing for specific measurement points.

Example:
SH3PE18X50X56RS

W H1 H2



Diamond Plank Shutters

(items are approximate scale only)



Additional Sizes Available

Shutter height available in 1" increments, 24"-120", available at standard lead time. See price pages for individual part numbers.

Diamond Plank Shutters




Rough Sawn Cedar

NON-STOCK
SPECIAL ORDER ITEM

2 Plank, Diamond

3 Plank, Diamond

4 Plank, Diamond

	Part Number		Part Number		Part Number
	SH2PD12X24RS		SH3PD18X24RS		SH4PD24X24RS
	SH2PD12X36RS		SH3PD18X36RS		SH4PD24X36RS
	SH2PD12X48RS		SH3PD18X48RS		SH4PD24X48RS
	SH2PD12X60RS		SH3PD18X60RS		SH4PD24X60RS
	SH2PD12X72RS		SH3PD18X72RS		SH4PD24X72RS
	SH2PD12X84RS		SH3PD18X84RS		SH4PD24X84RS
	SH2PD12X96RS		SH3PD18X96RS		SH4PD24X96RS
	SH2PD12X108RS		SH3PD18X108RS		SH4PD24X108RS
	SH2PD12X120RS		SH3PD18X120RS		SH4PD24X120RS



(items are approximate scale only)

Shutters Accessories - Hinges / Clavos

Shutters Accessories - Hinges

NON-STOCK
SPECIAL ORDER ITEM

Colonial & Spear

	Part Number	Length		Part Number	Length
	SHHNGCOL10*	10"		SHHNGSPR10*	10"
	SHHNGCOL16*	16"		SHHNGSPR16*	16"

* Sold in packs of 2.

Shutters Accessories - Clavos

NON-STOCK
SPECIAL ORDER ITEM

Round & Pyramid

	Part Number	Diameter		Part Number	Width
	SHCLARND1.25*	1 1/4"		SHCLAPYR1.25*	1 1/4"
	SHCLARND1.25 - 8 pack	1 1/4"		SHCLAPYR1.25 - 8 pack	1 1/4"
	SHCLARND1.25 - 12 pack	1 1/4"		SHCLAPYR1.25 - 12 pack	1 1/4"
	SHCLARND1.25 - 18 pack	1 1/4"		SHCLAPYR1.25 - 18 pack	1 1/4"
	SHCLARND1.25 - 24 pack	1 1/4"		SHCLAPYR1.25 - 24 pack	1 1/4"
	SHCLARND1.25 - 100 pack	1 1/4"		SHCLAPYR1.25 - 100 pack	1 1/4"

* Sold in packs of 2.



Parts may be required to ship LTL (less than truckload) based on size and overall dimensions.

Shutter Board Fabrication Panels

(items are approximate scale only)

Shutter Board Fabrication Panels

Rough Sawn Cedar

NON-STOCK
SPECIAL ORDER ITEM

	Individual Sheet Part Number	Width	Length	Thickness	Contractor Pack Part Number
	SHBB12X144RS 2-Board Panel	12"	144"	3/4"	SHBB12X144RS-CP Contractor Packs sold in packs of 10
	SHBB14X144RS 3-Board Panel	14"	144"	3/4"	SHBB14X144RS-CP Contractor Packs sold in packs of 10
	SHBB18X144RS 3-Board Panel	18 "	144"	3/4"	SHBB18X144RS-CP Contractor Packs sold in packs of 10
	SHBB24X144RS 4-Board Panel	24"	144"	3/4"	SHBB24X144RS-CP Contractor Packs sold in packs of 10
	FLT1X4-12RS Batten Trim	3 1/2"	144"	3/4"	—



(items are approximate scale only)

Louvered Shutter / Panel Shutter



Louvered Shutter

Woodgrain with Center Rail

NON-STOCK
SPECIAL ORDER ITEM



Part Number	Width	Height
LVSH12X36FNCR3S	12"	36"
LVSH12X48FNCR3S	12"	48"
LVSH16X48FNCR3S	16"	48"
LVSH16X60FNCR3S	16"	60"
LVSH18X48FNCR4S	18"	48"
LVSH18X60FNCR4S	18"	60"

NOTE: Sold in pairs.

Panel Shutter

Woodgrain with Border

NON-STOCK
SPECIAL ORDER ITEM



Part Number	Width	Height
SH3PB15X46S	15"	46"
SH3PB18X40S	18"	40"
SH3PB18X66S	18"	66"
SH3PB24X54S	24"	54"

NOTE: Sold in pairs.
Product image is representative of actual part.

Shutter Louvered Fabrication Panels

Woodgrain

NON-STOCK
SPECIAL ORDER ITEM

Part Number	Width	Length	Thickness
LVSSNN32X144S	32"	144"	5/8"

NOTE: Timber louvered panels sold in individual sheets.

